

## How to change your Banner Password and FAST password

**Note:** FAST password is the same as MyMRU password.

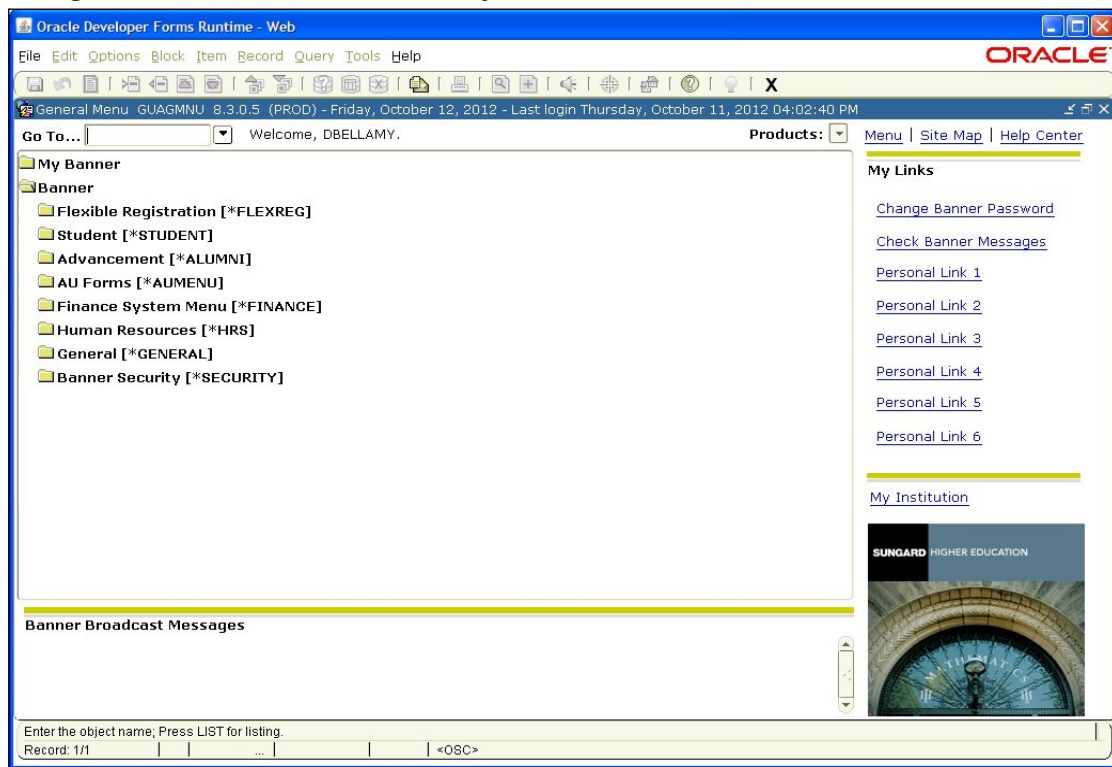
### Password Requirements:


- Passwords must be changed every 120 days.
- Passwords cannot be re-used for 24 months.
- Passwords must contain a minimum of 7 characters.
- Passwords must contain at least 1 numerical character (e.g. 5).
- Passwords must contain at least 1 special character from the following (dash or underscore): - \_
- Password's first character should not be a numerical or special character.
- Passwords must not contain words that can be found in a dictionary.

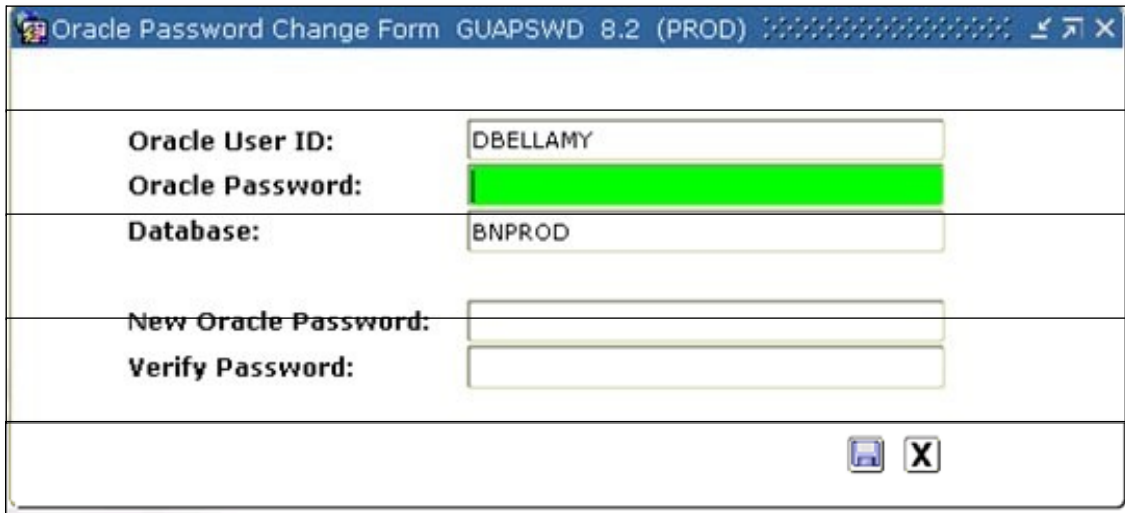
### You may change your Banner Password as follows:

Log in to **Banner** (using your desired database – e.g. **BNPROD** for Banner Production, **BNPPRD** for Banner Pre-Production):

1. Go to the **Password Change** form by entering **GUAPSWD** in the **Go To...** text box or click on the **Change Banner Password** link in the **My Links** section:



2. Enter your **Old Password** , then your **New Password** (2x): Click **Save** .



<b>Oracle User ID:</b>	DBELLAMY
<b>Oracle Password:</b>	[REDACTED]
<b>Database:</b>	BNPROD
<b>New Oracle Password:</b>	
<b>Verify Password:</b>	