



Freedom of Information and Protection of Privacy

FOIP Digital Citizenship 101



*Jeremy Duffin, BA, MAS, ECMs
Information Management & Privacy Advisor
Mount Royal University*



Freedom of Information and Protection of Privacy

Digital Citizenship – Agenda

1. Secure your Work Station
2. Protect your Login Credentials
3. Secure your Mobile Device
4. Be careful of Social Engineering





Freedom of Information and Protection of Privacy

Securing your Work Station

- A computer with a virus...
 - ❖ *Runs Slower than usual.*
 - ❖ *Has web browsers settings that have been changed.*
 - ❖ *Have pop-up windows appearing that cannot be closed.*
 - ❖ *Navigates to websites that you did not ask to visit*



***Cyber Attackers will often mimic anti-virus software**



Freedom of Information and Protection of Privacy

Securing your Work Station

- If you have a computer with a virus...
 - ✓ Leave the dialogue box open, do not click anything.
 - ✓ Unplug the network cable on your computer.
 - ✓ Contact ITS (itservicesdesk@mtroyal.ca or x6000)





Freedom of Information and Protection of Privacy

Securing your Work Station

- Protect your Work Station by...
 - ✓ *Always updating your Apps.*
 - ✓ *Only install apps/plugins you need*
 - ✓ *Use browsers in private mode*
 - ✓ *Perform regular back-ups (e.g. H and J Drive and Google Drive are backed up by ITS)*
 - ✓ *Lock your computer when idled (Ctrl/Alt/Delete)*
 - ✓ *If it sounds too good to be true...it is probably a cyber attack (Suspicious Links)*






Freedom of Information and Protection of Privacy

Protecting your **Login Credentials**

Top 25 worst Passwords (2015)




123456	Password
12345678	Qwerty
12345	Football
Welcome	Abc123
11111	1qaz2wsx
Dragon	Letmein
Login	princess



Freedom of Information and Protection of Privacy

Protecting your Login Credentials

- Protect your Login Credentials...
 - ✓ Do not share your credentials with anyone
Email Phishing attempts (click this urgent link)
 - ✓ Do not blend your work credentials with personal **social media accounts** (twitter, linkedin, Instagram).
 - ✓ If you believe your credentials have been compromised or someone is using your account, immediately change your password and notify ITS.
 - ✓ Create a **strong password**






Freedom of Information and Protection of Privacy

Protecting your Login Credentials

- Creating a strong password includes
 - ✓ 8 – 10 characters
 - ✓ Has 1 upper case letter = minimum
 - ✓ Has 1 special character (*&@!*\$) = minimum
 - ✓ Uses KeePass (MRU ITS) to store all passwords

Weak passwords include...

- ❖ A word found in a dictionary
- ❖ Part of the user name or birthdate
- ❖ Info that can be easily found on social media (Pets)





Freedom of Information and Protection of Privacy

Securing your Mobile Device

Do

Lock your device in your desk or cabinet
(**Treat the device like Cash** – do not leave unattended)

Lock your device in your office

Password protect your iphone, flashdrive, laptop (**Right click – turn on Bit Locker**)

Learn how to remote wipe your phone

Consider **not storing personal information** on a mobile device

*Or limit to only storing that info, which is necessary

Choose apps from trusted sources

Only use **secure wifi connections** to transmit data (prevent data interception)

Keep your Operating System and Anti-Virus up-to-date

Delete suspicious emails and do not click on links (phishing attempts)





Freedom of Information and Protection of Privacy

Be careful of **Social Engineering**

Social Engineering:

Is a method that cyber attackers use to gain secure information.

*The cyber attackers use methods to **gain your trust** and then **simply ask** for the information they need to breach your network security*





Freedom of Information and Protection of Privacy

Be careful of **Social Engineering**

o These methods can include...

- ❖ Phishing or Road Apples (Mystery Flash Drv)
- ❖ Baiting
- ❖ Fake Service Calls

Examples....

Free download!!!! – Contest Winner!!!!

You Are Infected!!!! - Click here to be protected

Click this Link NOW!! – Account Deactivated

Click here to Win Money and Quit your job!





Freedom of Information and Protection of Privacy

Be careful of **Social Engineering**

- Common Phishing clues...
 - ✓ Email contains grammar or spelling mistakes
 - ✓ Requires immediate action
 - ✓ Threatens to shut down account
 - ✓ Contains generic salutations





Freedom of Information and Protection of Privacy

Be careful of **Social Engineering**

- Handling suspicious email...
- ✓ **DO NOT CLICK ON ANY LINKS!!**
- ✓ **DO NOT OPEN ATTACHMENTS!!!**
- ✓ Type the (url) in your browser to test the link first
- ✓ “Hover” your cursor over the link, which will reveal where it actually goes.
- ✓ If the sender is an MRU employee – phone the employee and confirm it is legitimate.
- ✓ Delete the email.





Freedom of Information and Protection of Privacy

Email Tips – Sending Email...

- ✓ Consider the Level of Sensitivity of the info you are emailing (Banking Info, SIN #)
- ✓ Be professional
- ✓ Use Bcc (Blind Carbon Copy) to protect privacy
- ✓ DOUBLE-CHECK Recipients before sending
- ✓ DOUBLE-CHECK Attachments before sending



*ALWAYS CHECK BEFORE A LONG WEEKEND!!



Freedom of Information and Protection of Privacy

Questions?



MOUNT ROYAL
UNIVERSITY
1910